

**BATES  
CARGO  
PAK®**

## **INFLATION EQUIPMENT**

### **Inflation equipment to use on the following airbag types:**

- **Flex**
- **Flex Eco**
- **Flex Plastic**

We recommend that you always use the original filling equipment and a reliable compressor to inflate airbags from Bates Cargo-Pak. Inflation times appear on the separate datasheets for each type of airbag.

### *Compressed air*

All types of compressors can be used to inflate airbags from Bates Cargo-Pak. The compressor and tank capacity should be determined based on the need and actual use of the airbags.

The demand on the compressor and tank capacity depends on:

- Number of airbags to be filled
- The size of the airbags
- The gaps between the cargo
- The required filling time

The choice of inflation equipment, hose dimension and length of hose all have an influence on the filling time.

### *Bates Flex Inflator*

#### *Bates Flex Inflator*

- Ensures an optimal and quick filling time
- Very easy to connect to the hose with a clip
- Supplied as standard to fit a 1/2" hose, but can be supplied with a with a 3/8" hose connector.

Bates Flex Inflator is available with a manometer Ø40 mm (scale 0-2,5 bar) or Ø63 mm (scale 0-1,0 bar)

Filling nozzles and other accessories can be ordered separately (see back page)

### *Bates Flex filling system*

The unique filling system with the patented valve has a number of advantages:

**Flex-valve:** The big advantage with our patented valve is that it closes automatically after inflation. Furthermore it can turn 360° so it is possible to inflate it from all angles, which makes the Flex-system very suitable for narrow gaps.

**Air-release:** Bates Flex Inflator is available with an air-release. The advantage of the air-release is that it is possible to let out air after inflation, then the airbag can be replaced if needed. Normally this is not possible when using one-way airbags.

**Click-on:** Bates Flex Inflator is available with a click-on system. The advantage of the click-on is that it is possible to lock the inflator to the airbag, so you can inflate the airbag using just one hand. After inflation the inflator is released by a small push on the "lock".



Bates Flex Inflator with 80 mm pipe, item no. 096048




Bates Flex Inflator with 150 mm pipe, item no. 096056




Bates Flex Inflator with Ø40 mm manometer, item no. 096049



Bates Flex Inflator with Ø63 mm manometer, item no. 096087



Bates Flex Inflator with 150 mm pipe and air-release, item no. 096059



Bates Flex Inflator with click-on, item no. 096248




Bates Flex Inflator with click-on and air-release, item no. 096259

# Accessories

## Filling nozzles and handles



Filling nozzle, Flex Inflator, aluminium, 80 mm, item no. .... 096040



Filling nozzle, Flex Inflator, aluminium, 150 mm, item no. .... 096008



Filling nozzle, Flex Inflator, aluminium, 150 mm with air-release, item no. .... 096128



Filling nozzle, Flex Inflator, aluminium, 80 mm with click-on, item no. .... 096240



Filling nozzle, Flex Inflator, aluminium, 150 mm with click-on and air-release, item no. .... 096228



Handle for Inflator, item no. .... 096060

## Connection



1/2" hose (50 m) item no. .... 096035  
3/8" hose (50 m) item no. .... 096031




1/2" clip item no. .... 096036  
3/8" clip item no. .... 096033

## Couplings




Male coupling for Standard/Flex Inflator and Quick Inflator (fitted on the inflator for quick change between different inflators), item no. .... 096069

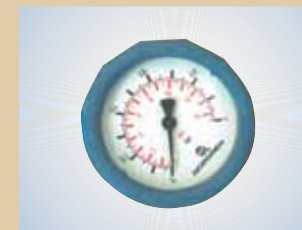


3/8" hose connector for Standard Inflator, item no. .... 096057

## Manometer



Manometer with protective casing (Ø40 mm – scale 0-2,5 bar), item no. .... 096053



Manometer with protective casing (Ø63 mm – scale 0-1,0 bar), item no. .... 096041

Distributor



**BATES  
CARGO  
PAK®**

- the Original

Bates Cargo-Pak ApS  
Stigsborgvej 36  
DK-9400 Nørresundby  
Tel. +45 96 32 88 00  
Fax +45 96 32 88 20  
info@bates-cargopak.com  
www.bates-cargopak.com